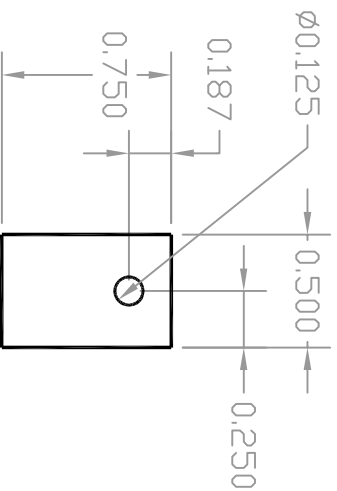




ITEM#	MATERIAL	ITEM#	MATERIAL
A15037-001	T-garnd 3000-A0	A15037-101	T-garnd 3000-A1
A15037-002	T-garnd 500-A0	A15037-102	T-garnd 500-A1
A15037-003	T-garnd 5000-A0	A15037-103	T-garnd 5000-A1
A15037-004	T-garnd 210-A0	A15037-104	T-garnd 210-A1
A15037-005	T-garnd K52-2-0505-A0	A15037-105	T-garnd K52-2-0505-A1
A15037-006	T-garnd AL52-2-0505-A0	A15037-106	T-garnd AL52-2-0505-A1
A15037-007	T-garnd 20-A0	A15037-107	T-garnd 20-A1
A15037-008	T-garnd K52-1-0505-A0	A15037-108	T-garnd K52-1-0505-A1
A15037-009	T-garnd K52-3-0505-A0	A15037-109	T-garnd K52-3-0505-A1
A15037-010	T-garnd 220-A0	A15037-110	T-garnd 220-A1
A15037-011	T-garnd 230-A0	A15037-111	T-garnd 230-A1

REV. LET.	REVISION	ED#	DATE	REV. BY.
A	INITIAL RELEASE	N/A	6/22/06	KB
B	ADDED T-garnd 220, 230	6826	12/18/06	KB



USE DIE A41567

<p>TD-243 STANDARD PARTS</p>		 	
DRAWN BY:	DATE:	DWG. SIZE	
KB	7/12/05	A	A15037
SHEET SIZE:	PARTS/SHEET:	NOTES:	
19" ROLL	N/A	DID NOT SCALE DRAWING UNLESS OTHERWISE SPECIFIED) TOLERANCES: ±0.020 IN. (0.5mm) ADHESIVE TAB SIDE ALL DIMENSIONS IN INCHES ALL DIMENSIONS TO BE INTERPRETED PER LATEST ANSI Y14.5 SPECS	
Notice to persons receiving this drawing: Thermagon Inc. claims proprietary rights in the material disclosed hereon. This drawing is issued in confidence for engineering information only and may not be reproduced or used to manufacture anything shown hereon without direct written permission from Thermagon Inc.			